



e^ovet[®]

SOFTWARE SYSTEMS



We are by your side throughout
the digital transformation of your
practice
We carry your business into the future
with the latest technological solutions

esmart+

Prepared under the leadership of Veterinarians, E-vet Smart Pet is a practice management system which responds to all the needs of veterinarians in their pet practices, saves time, allows them to expand their business in all aspects and helps them become more professional.

Customer and Patient Tracking: You can register your customers and patients, create appointments and reminders, set reminders for your customers' and patients' birthdays, and send SMS with appropriate templates.

DTS/VTS Management: You can track the drugs and vaccines you apply, and use it to manage Pharmaceutical Track and Trace system/Vaccine Tracking system (DTS/VTS) records.

Treatment Management: You can record the examinations and procedures you apply to your patients, make treatment planning, prepare and follow the vaccine schedule, achieve the diagnosis according to the symptoms and perform your treatment.

Hospitalization: You can record your hospitalized patients based on the section or room they are being hospitalized at, and follow the treatments and applications.

Forms: You can obtain letterhead templates with the titles "Examination", "operation", "anesthesia", "treatment", etc., and request us to prepare customized templates for your practice.

Product and Service Management: You can track stock entries and exits, easily perform product purchases and sales, determine the types of services you provide, see the products you are running out of or expiring products, make entries and exits with barcodes, make direct sales, and check stock warehouse status.

Financial Transactions: You can perform cash/bank entry and exit transactions, save the bank information you are working with, track due and overdue debts and receivables, and follow-up your income and expenses.

Reporting: You can obtain customer and patient statistics, product statistics, annual collection reports, income and expense reports, cash report, patient follow-up reports, vaccination statistics and many other reports and statistics according to the criteria and time period you determined, apart from these, you can request customized reports for your practice, and print out all these reports and statistics.

- ✓ E-VET SMART PET is a cloud-based Veterinary tracking software. It allows you to connect from any device with an internet connection.
- ✓ It FACILITATES all your processes in the practice with its user-friendly interface.
- ✓ It SAVES time, effort, paper and money.
- ✓ It EXPANDS your customer portfolio and thus earnings by adding dynamism to your business.
- ✓ It BRINGS customers to you by increasing communication and customer loyalty.
- ✓ It REMINDS you about the customers' and patients' special days, appointments, expiration dates, running out stocks, debts and receivables.
- ✓ It automatically SAVES laboratory and imaging results in patient files via medical device integration.
- ✓ It KEEPS TRACK of all transactions (customer, patient, stock, current, purchase-sales transactions) that need to be followed in your practice for you.

FUJIFILM SYNAPSE PACS INTEGRATION MODULE



All images you have obtained from imaging devices such as CR, DR, CT, MRI, US are automatically transferred into your E-vet Software Patient Tracking Automation system via Fujifilm Synapse Pacs.

E-INVOICE - E-SEI MODULE



E-Invoice, E-SEI transition processes are ongoing. Practices using e-vet software programs have their integration processes continuing smoothly.

LABORATORY INTEGRATION MODULE



The results you have obtained from such devices as hematology, biochemical, urine analysis and hormone devices are transferred into your E-vet Software Patient Tracking Automation system through the Laboratory Integration Module.

SMS AND MOBILE NOTIFICATIONS



It enables you to send bulk SMS to your pet owners and bulk notifications to their mobile applications. You can send your customers such messages and notifications as reminders, special offers, patients' and owners' birthday wishes.

CALLER ID MODULE



When a pet owner calls you, your software will recognize him/her. It has all the information you need ready for you before you even pick up the phone.

CMS AND LPPD MODULE



You can get digital confirmation from your customers by sending an automatic confirmation message via E-vet software, and carry out CMS and LPPD processes.

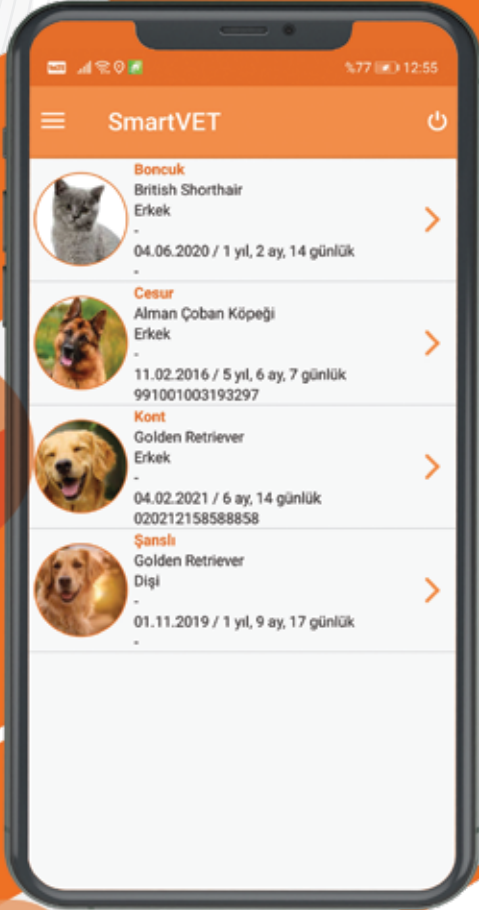
SmartIVET

The Evet SmartIVET mobile application allows veterinarians to easily access their data inside or outside the practice via mobile phones having IOS and Android operating systems.

PRACTICE MANAGEMENT FROM A MOBILE PHONE

- Patient and customer information
- Appointment information
- Sales history
- Pacs history
- Examination history
- Laboratory history
- Vaccination appointments
- Payment history
- Daily cash follow-up
- Company purchase and payment transactions
- Customers and companies with balance
- Stock tracking information and all other information on your practice are in your phone or tablet





MOBILE Vaccination Card

Free of
Charge

SmartVet Features

SmartVet is Turkey's FIRST and ONLY mobile application where patient owners can follow veterinary health services of their pet friends.

All Appointments



The patient owner can view all vaccination, health and grooming appointments of their pet friends.

Lab Results



Veterinarians can easily share the laboratory results of the patients with the patient owners.

Automatic Notification



With the automatic notification system, reminder notifications are sent to the mobile phone of the patient owners on the day of the

Imaging



The patient owner can access the X-ray and USG images of the patient at any time.



EASIEST WAY TO ACCESS INFORMATION

Datavet is your assistant that enables you to compare the clinical symptoms and laboratory findings of hundreds of diseases or syndromes with the test results of your patient, and which downloads all the data you want to learn about diseases (definition of a disease, etiology, breeds and ages susceptible to it, clinical and laboratory findings, prognosis, diagnosis and differential diagnosis, recommended treatment methods) into a very easy place to reach for you - your mobile.



ENTER THE RESULTS

Select laboratory results, such as hemogram, biochemistry, urine, hormones, blood gases, on the input screen or type in their values. Compare the results. View the possible diseases/syndromes. The higher the number of tests examined is, the higher the rate of approaching the disease is shown numerically.



COMPARE

If you wish, you can compare your test results with the laboratory findings of the two diseases you suspect. Click on the name of the disease/syndrome to get the detailed information. View all laboratory tests indicated for the diseases. If there are untested ones, you will see them as suggestions.



EVALUATE

See the description of the disease, etiology, breeds and ages susceptible to it, clinical and laboratory findings, prognosis, diagnosis and differential diagnosis, and recommended treatment methods on the same screen with a single click. Get one step closer to suspected diseases by matching laboratory findings with clinical symptoms.

DATAVET





FUJIFILM
SYNAPSE® PACS

evet®



EVET SOFTWARE & FUJIFILM SYNAPSE PACS

Streamline Your Practice Workflow

All the images you have obtained from imaging devices such as CR, DR, CT, MRI, Ultrasonography are automatically transferred into the patient file in your E-vet Software Patient Tracking Automation system via FUJIFILM SYNAPSE PACS. You can instantly view the X-ray, tomography, MR, ultrasound, etc. results that you have saved in the patient file on the screen of your operating room computer, your phone or tablet. FUJIFILM SYNAPSE PACS provides a web-based user-friendly interface that integrates with E-vet software and quickly transfers images to your computers, phones and tablets.

- INSTITUTIONAL MEMORY THANKS TO THE EASE OF ARCHIVING
- TIME SAVING & PROVIDING FAST CONSULTATION THANKS TO MOBILE USABILITY
- EASE OF DIAGNOSIS THANKS TO MEASUREMENT METHODS
- COMPARISON OF PREVIOUS RESULTS
- DETAILED EXAMINATION WITH ADVANCED IMAGE PROCESSING TECHNOLOGY

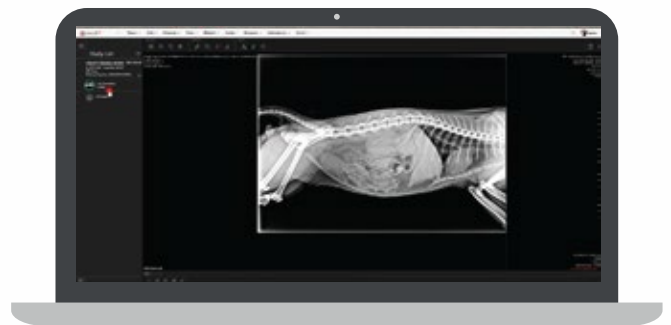
Streamline Your Practice Workflow

All the images you have obtained from imaging devices such as CR, DR, CT, MRI, Ultrasonography are automatically transferred into the patient file in your E-vet Software Patient Tracking Automation system via FUJIFILM SYNAPSE PACS. You can instantly view the X-ray, tomography, MR, ultrasound, etc. results that you have saved in the patient file on the screen of your operating room computer, your phone or tablet. FUJIFILM SYNAPSE PACS provides a web-based user-friendly interface that integrates with E-vet software and quickly transfers images to your computers, phones and tablets.





Picture Archiving and Communication System



The only platform you need

FUJIFILM SYNAPSE is a best-in-class clinical imaging platform that creates a patient-centric enterprise solution for veterinary practices, polyclinics and hospitals. FUJIFILM SYNAPSE solution is designed to optimize practical diagnostics and workflows and improve decision making for veterinarians. Its enhanced capability to perform advanced image processing adds value to imaging efficiency and generates data that supports diagnosis, treatment planning and increases efficiency for the patient care cycle.

Access to patient information from anywhere

FUJIFILM SYNAPSE enables our veterinarians to securely access patient records from anywhere, any device and at any time providing effective tools for real-time collaboration.

High quality functional application

FUJIFILM SYNAPSE solutions include an ever-evolving software suite to meet the changing needs of veterinarians. FUJIFILM SYNAPSE leverages FUJIFILM's industry experience in digital image processing technologies to detect and diagnose faster, more accurately, earlier and more comprehensively.

Your medical data is valuable to us

The size of the data recorded and stored in the patient file is increasing day by day. FUJIFILM SYNAPSE software creates a secure information flow between the patients and their data transforming the data into clinical data for meaningful use.

We always support your practice

FUJIFILM SYNAPSE provides veterinarians with a reliable and convenient IT solution that allows them to focus on doing the best for their patients.

FUJIFILM SYNAPSE® PACS

"A New Era in Veterinary Medicine with Device Integration and Fujifilm Synapse PACS!"

E-vet Software makes laboratory results and visualization processes smooth and effective for veterinary clinics with thousands of device integrations. **Take a Step into Innovation!**

Review Your Patient Results Instantly with Device Integration

- ∅ Instant Access to Laboratory Results
- ∅ Easy Data Sharing with Patient Owners through Smartvet
- ∅ Access for Veterinarians from Mobile Devices with Smartivet
- ∅ Seamless Integration of X-ray and USG Devices
- ∅ Fast and Accurate Diagnoses

"E-vet Software Provides Instant Access to Laboratory Results. Thanks to this feature, it speeds up your diagnoses and makes patient care easier."

"Integrate your X-ray and USG Devices with Fujifilm SYNAPSE PACS to incorporate imaging technology into your workflow and bring a new dimension to your patient care."



"Live Beyond Technology in Veterinary Medicine with E-vet Software!"

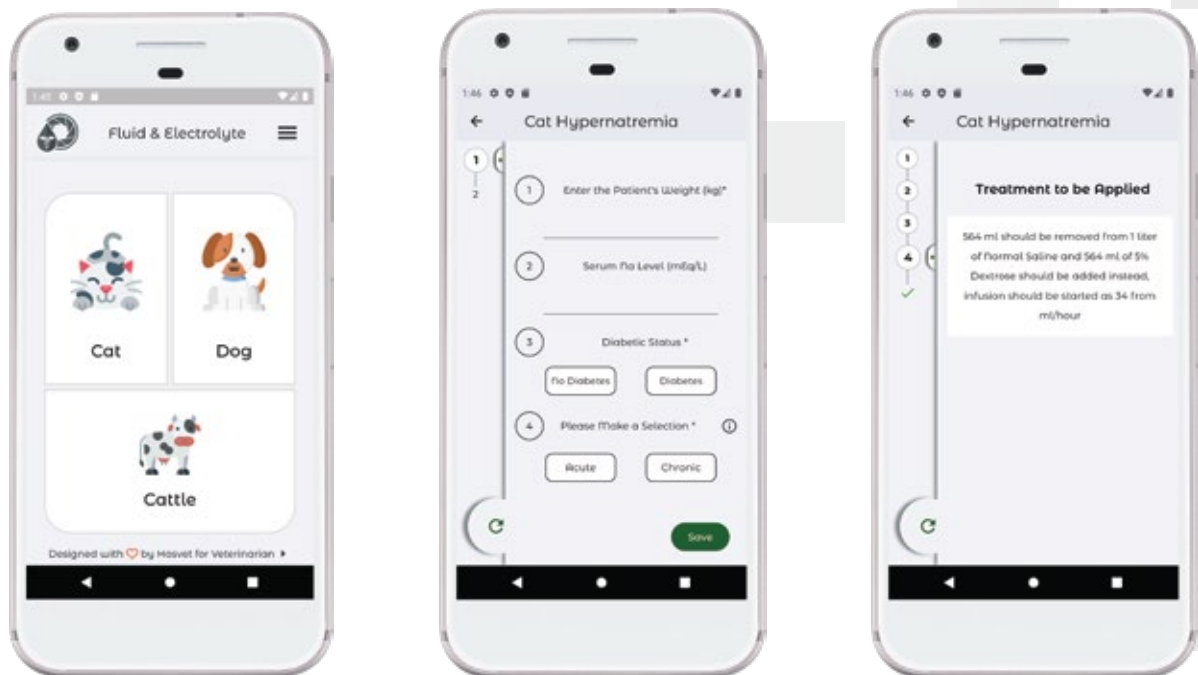


VET FLUID & BLOOD GAS

“Digitalized Management of Fluid-Electrolyte Abnormalities in Animals Vet Fluid&Electrolyte App”

Stay one step ahead in combating fluid and electrolyte disorders!

This innovative and breakthrough app, Vet Fluid&Electrolyte, makes fluid and electrolyte management easier and more effective than ever! Specifically designed for veterinarians, it provides instant access to information and specified managing algorithms for fluid and electrolyte issues right in the palm of your hand.



With this app, veterinarians can effectively manage dehydration, electrolyte abnormalities as like hyponatremia and hypernatremia, and metabolic acidosis (specifically for cattle).

These features are also tailored for cats, dogs and cattle.

Discover this intelligent fluid & electrolyte assistant app now to improve the health of your patients and strengthen your veterinary practice.

SmartvetTag

Smart Collar

"Smart Pet Tracking with NFC and QR Code Technology"

"Don't lose your pets. Keep them safe with SmartTag!"

SmartTag is a tag that you can attach to your pet's collar.
If your pet is lost or missing, the finder can scan the tag and contact you.



**Keep Your
Pets Safe.
Get Started with
Smart Pet Tracking!**





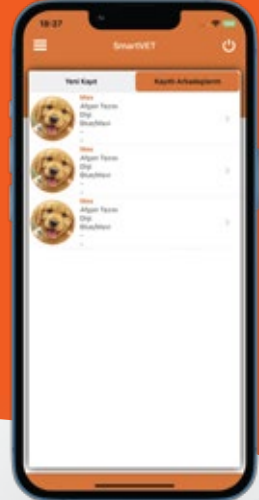
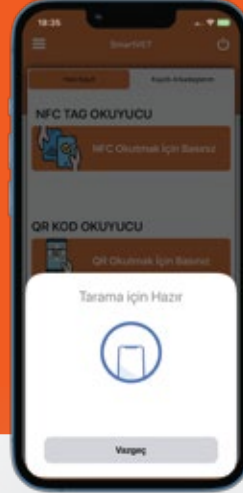
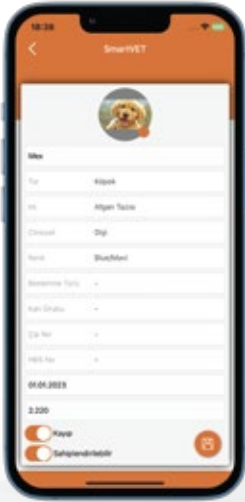
" Pet Tracking Technology of the Future"

" Follow Your Pets Smartly,
Contribute to Them
Being Happier! "



Features to be added very soon:

- ▶ Socializing with Smart Social
- ▶ Mate Finding and Online Examination
- ▶ Fun Activities and Training Plans
- ▶ Online Examination to Support Your Pet's Health



Pet Tracking Takes a New Dimension!

e-vet[®]

Göksu Mah. Gazi Bulvarı, 92. Sk. No:465/9, 07010 Kepez/ANTALYA

+90 242 323 94 91 info@e-vet.com.tr